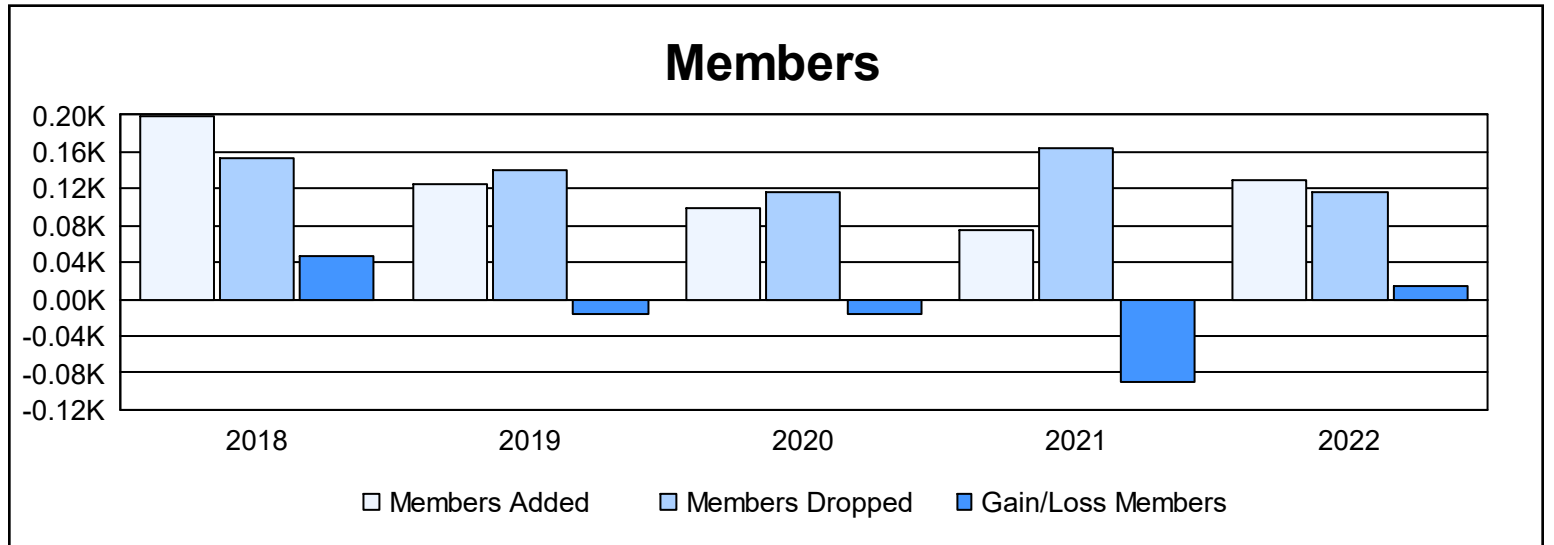
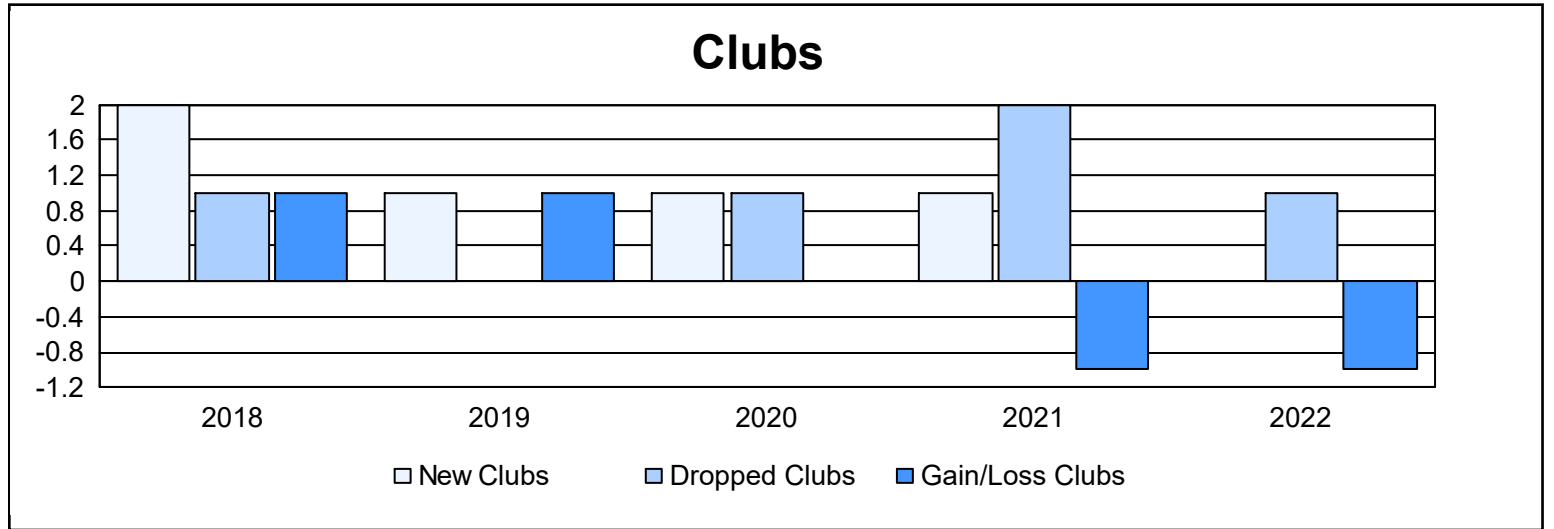
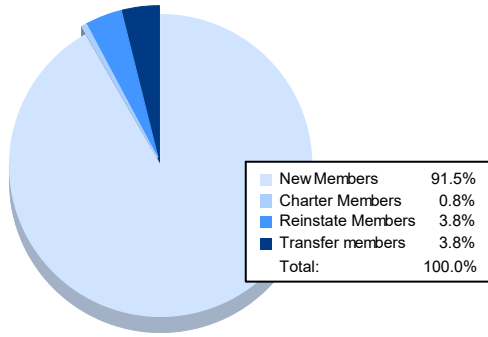


Year	New Clubs	Dropped Clubs	Gain/ Loss Clubs	New Members	Charter Members	Reinstate Members	Transfer Members	Total Member Added	Total Members Dropped	Gain/ Loss Members
2017-2018	2	1	1	132	56	3	8	199	153	46
2018-2019	1	0	1	98	21	3	2	124	141	-17
2019-2020	1	1	0	63	28	8	1	100	117	-17
2020-2021	1	2	-1	46	22	5	1	74	163	-89
2021-2022	0	1	-1	119	1	5	5	130	116	14
<b>Average</b>	<b>1</b>	<b>1</b>	<b>0</b>	<b>92</b>	<b>26</b>	<b>5</b>	<b>3</b>	<b>125</b>	<b>138</b>	<b>-13</b>



### Membership Composition June 2022 Cumulative



### Gender Composition June 2022 Cumulative

